



33

FINNGULF
SOLID PERFORMANCE

The Finngulf 33 combines thoroughbred beauty with a penchant for speed

The Finngulf 33 is an offshore capable performance cruiser that combines stylish craftsmanship with fast cruising. Designed to be compact and easy to handle, the FG33 gives a small crew or family an unforgettable sailing experience. All control lines are led aft to the cockpit, and together with a single line reefing system handling is

easy in all conditions. This boat is also superbly easy to sail with a short handed crew as the vital control lines: the main sheet, traveler, and genoa sheets can comfortably be reached from behind the steering wheel. Maneuvering in cramped marinas is facilitated by the efficient 29 horse power Volvo Penta diesel engine on a sail drive.

Typical Finngulf owners average over 1000 nautical miles per year, living on board with their families and taking their boats out in all weathers. Carrying the most valuable crew you can think of, skippers are looking for uncompromised quality packaged with good sailing performance.







Hand crafted classic lines and impressive performance

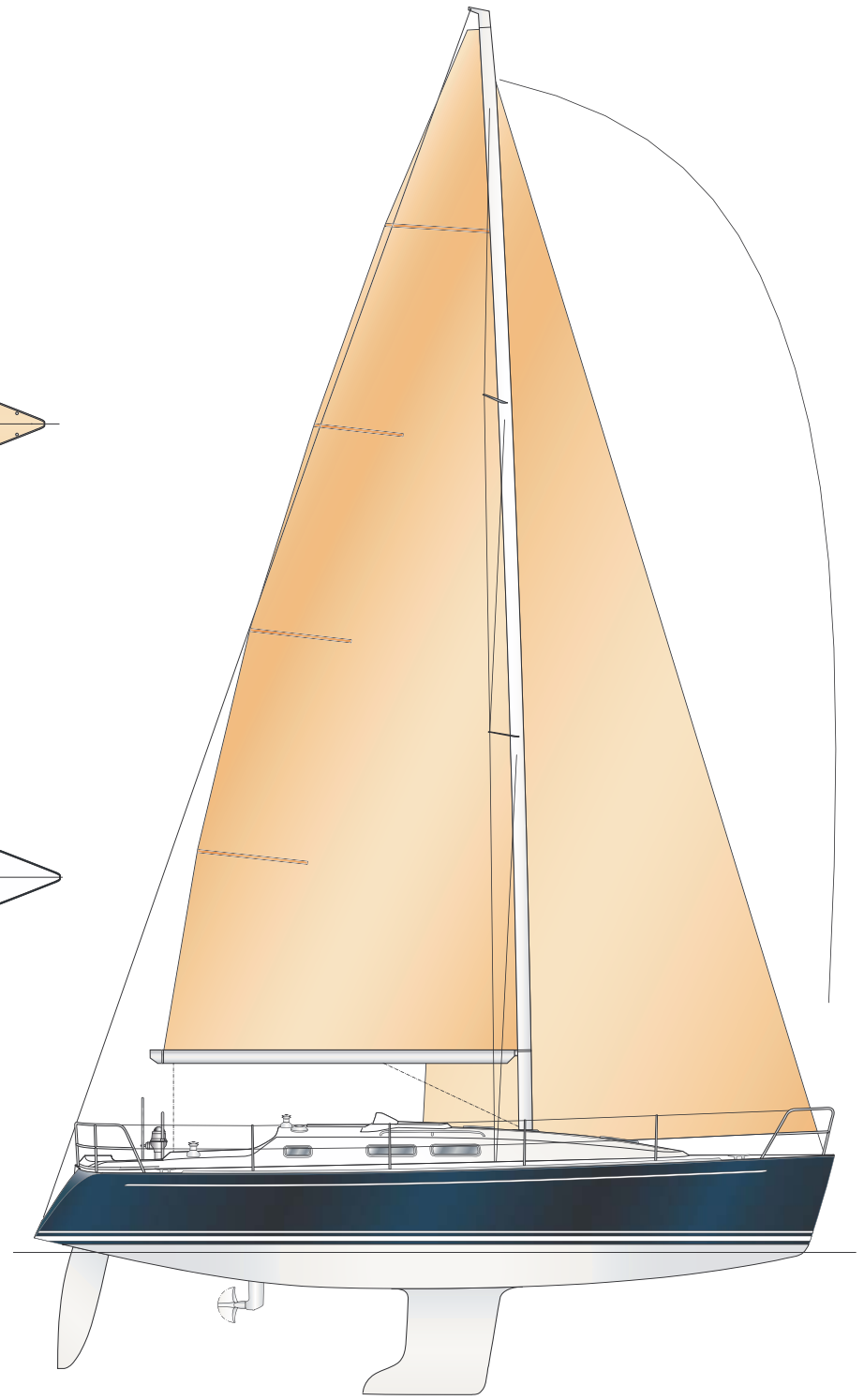
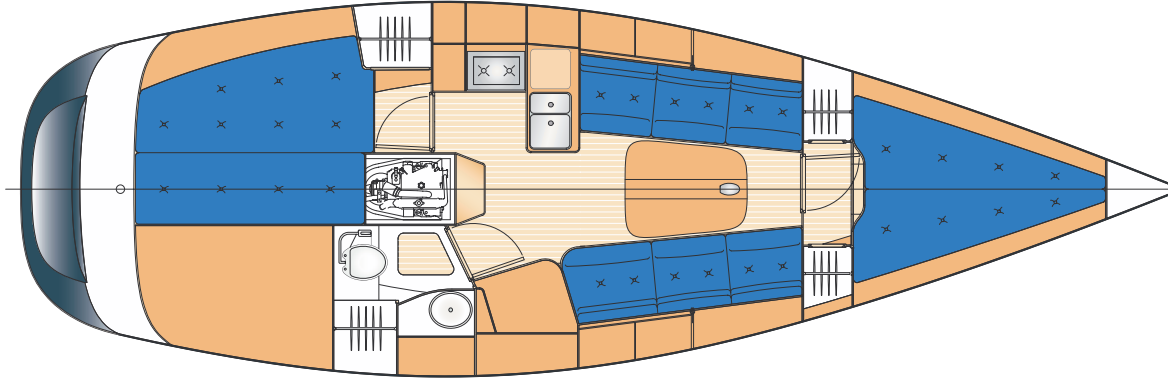
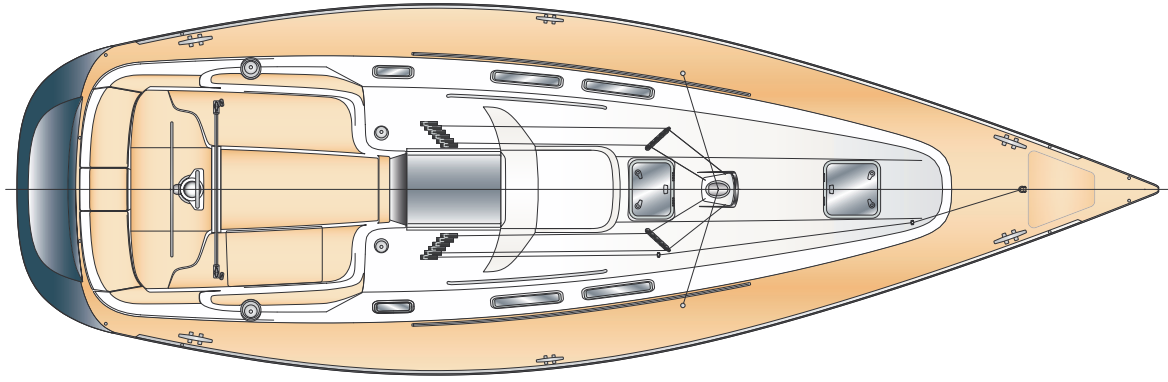
Finngulf Yachts are hand crafted, developed with modern thinking in a harmonious blend of classic lines and impressive performance. The interior is designed to be both beautiful and functional at sea. Natural light flows in through opening portlights and hatches highlighting the select, rich, satin varnished teak and luxurious but durable Alcantara upholstery. The galley is L-shaped making it possible to safely and comfortably prepare meals in all kinds of weather. The saloon is almost symmetrical, allowing for placement of tanks on either side close to the center of gravity. A forward facing head allows for comfort and ease of use in all weather conditions. Proper ventilation and engine insulation make sure that the saloon and fore & aft cabins stay fresh. Cold foam mattresses ensure comfort while spending the night aboard. Plenty of storage space is provided in the generous, cockpit accessed lazarette.

Quality since 1981

At Finngulf we've been building boats that epitomize the Finnish reputation for detail and quality since 1981. We firmly believe that quality is omnipresent, which is why we pay attention to the minute, invisible details. Surfaces that will never be seen are polished and painted/ varnished at least twice. All this comes together into boats of classic beauty as well as enduring value. Enduring enough to warrant and validate our philosophy Solid Performance.



FINNGULF 33



Specification

SAILING QUALITIES

- Large sail area to displacement ratio
- Functional high quality deck gear
- Well balanced and sensitive steering

HULL AND CONSTRUCTION

- Chain plates secured to GRP keel beams and grid
- Bulkheads laminated to hull and deck on both sides
- Deck glued and bolted through hull flange
- Bottom coated with transparent and osmosis resistant gelcoat
- Number of through hulls minimized

EQUIPMENT

- Electric system fitted with only highest quality components
- Tanks made of pressure tested stainless-steel
- Full access hatches to engine compartment and electrical systems
- Removable companionway stairs for complete engine access
- Separate compartment and hatch for main switches, raw water filter and expansion tank
- Hand built, satin varnished teak interior
- Noise free teak & holly cabin sole, insulated with rubber plates
- Durable and functional bearing mounted drawers

DIMENSIONS

LOA	10,13 m	33 ft
Beam max.	3,30 m	11 ft
Draft max.	1,80/1,60 m	6/5 ft
Displacement	4500 kg	9900 lbs
Keel	1850 kg	4100 lbs

MAST & RIGGING

Type	Selden fractional 19/20 rig with MDS profile	
Main sail	34,2 m ²	370 sq.ft
Genoa 140%	36,9 m ²	400 sq.ft
Jib 100%	25,4 m ²	270 sq.ft
Spinnaker	84,7 m ²	910 sq.ft
I	13,75 m	45 ft
J	3,70 m	12 ft
P	12,93 m	42 ft
E	4,48 m	15 ft
Mast Height	15,75 m	52 ft

EQUIPMENT

Engine	Volvo-Penta D-1 30, 30 hp	
Battery capacity	120 + 70 Ah	
Tanks:		
- fuel	80 l	18 gal
- fresh water	120 l	26,5 gal
Deck gear	Rutgerson/Harken	
Winches	Andersen	
Hatches	Lewmar	

Design
Karl-Johan Stråhlmann





FINNGULF
SOLID PERFORMANCE